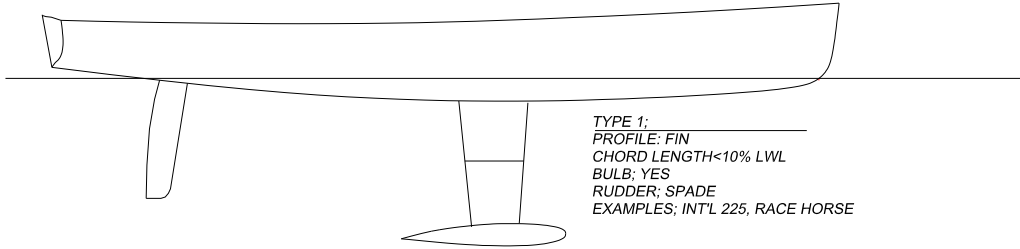
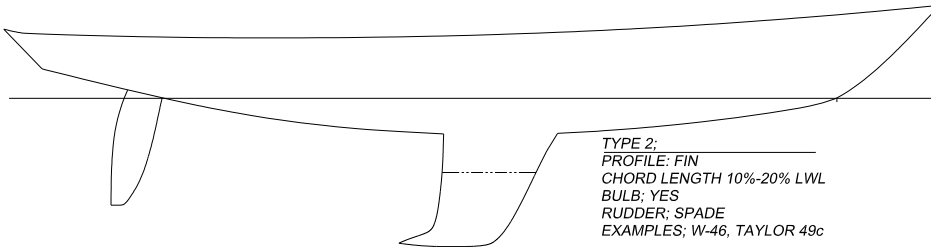


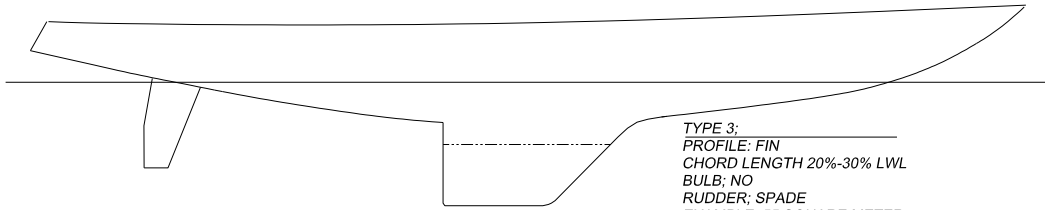
# CRF Keel Types and Descriptions



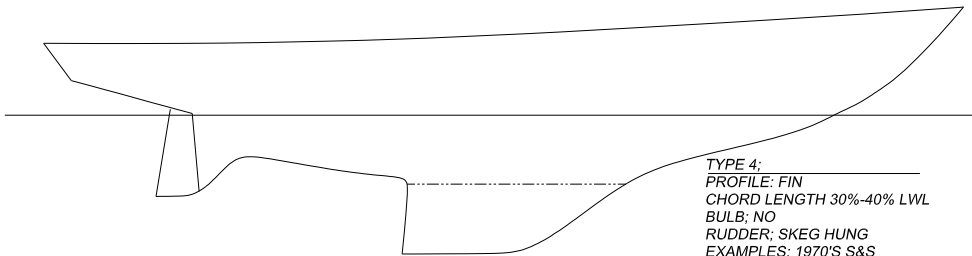
TYPE 1;  
PROFILE: FIN  
CHORD LENGTH < 10% LWL  
BULB: YES  
RUDDER: SPADE  
EXAMPLES: INT'L 225, RACE HORSE



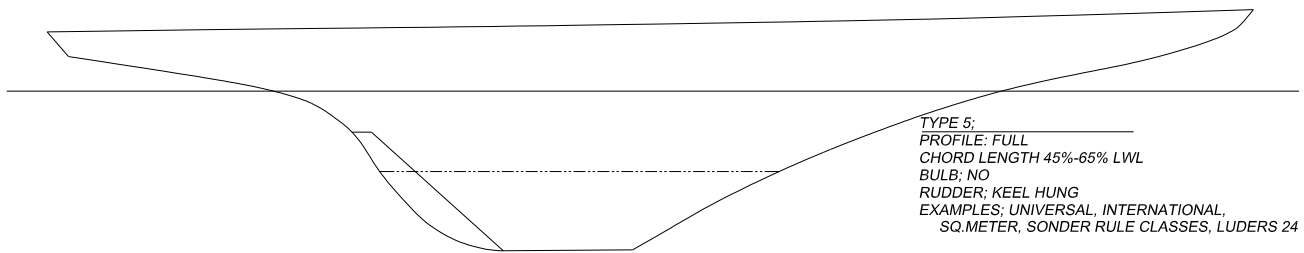
TYPE 2;  
PROFILE: FIN  
CHORD LENGTH 10%-20% LWL  
BULB: YES  
RUDDER: SPADE  
EXAMPLES: W-46, TAYLOR 49c



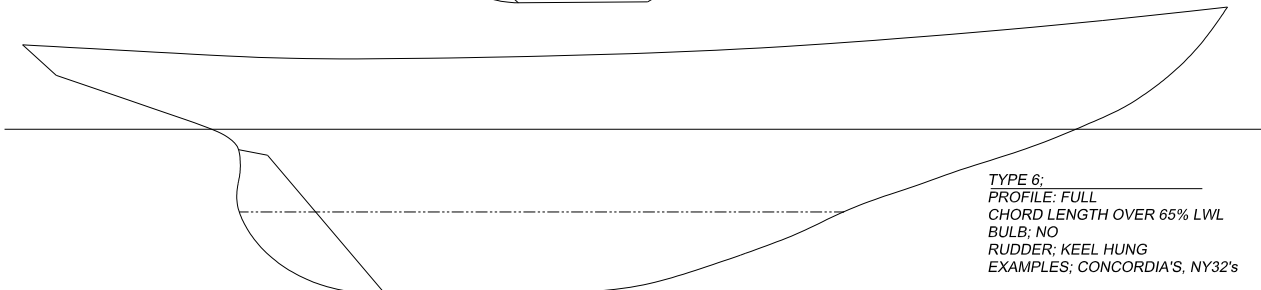
TYPE 3;  
PROFILE: FIN  
CHORD LENGTH 20%-30% LWL  
BULB: NO  
RUDDER: SPADE  
EXAMPLE: 55 SQUARE METER



TYPE 4;  
PROFILE: FIN  
CHORD LENGTH 30%-40% LWL  
BULB: NO  
RUDDER: SKEG HUNG  
EXAMPLES: 1970'S S&S



TYPE 5;  
PROFILE: FULL  
CHORD LENGTH 45%-65% LWL  
BULB: NO  
RUDDER: KEEL HUNG  
EXAMPLES: UNIVERSAL, INTERNATIONAL,  
SQ.METER, SONDER RULE CLASSES, LUDERS 24



TYPE 6;  
PROFILE: FULL  
CHORD LENGTH OVER 65% LWL  
BULB: NO  
RUDDER: KEEL HUNG  
EXAMPLES: CONCORDIA'S, NY32's